

### **Preparation Instructions**

1. Print page 2 and 3 on A4 paper (one sided). Optional: Cut into horizontal strips and tape together.
2. Print page 4 and 5, and page 6 and 7 on A4 cardstock (double sided, long edge). Cut circles using lines on page 4 and 6.

### **Play Instructions**

1. Match Chinese characters.
2. Flip each piece of card to reveal pictures.

一

光

二

天

三

地

海

树

四

太阳

月

星

五

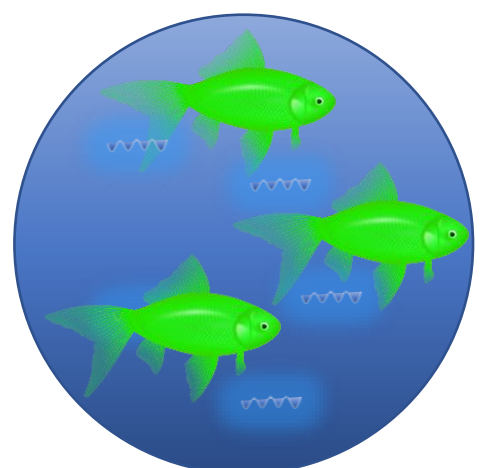




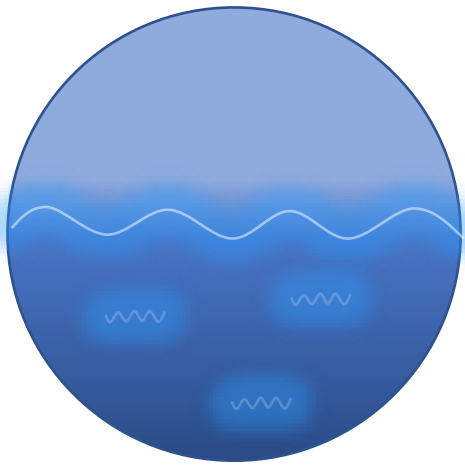

鱼

鸟

六

动物

人



地

天

光

太阳

树



海

鱼

星

月

# 六



人 动物 鸟