

Preparation Instructions

1. Print page 2 and 3 on A4 paper (one sided). Optional: Cut into horizontal strips and tape together.
2. Print page 4 and 5, and page 6 and 7 on A4 cardstock (double sided, long edge). Cut circles using lines on page 4 and 6.

Play Instructions

1. Match Chinese characters.
2. Flip each piece of card to reveal pictures.

一

光

二

天

三

地

海

樹

四

太陽

月

星

五

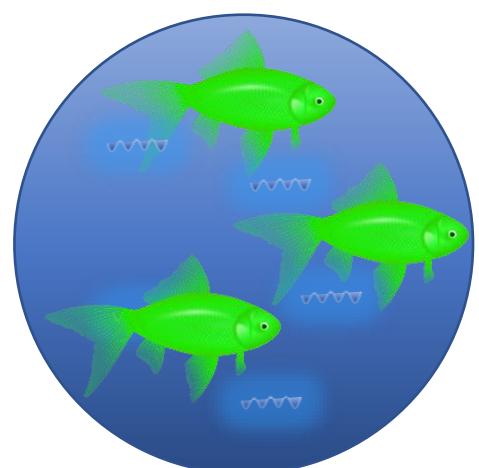




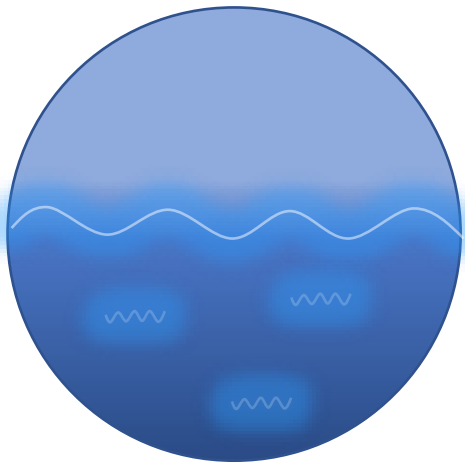

魚

鳥

六

動物

人



地

天

光

太陽

樹



海

魚

星

月

六



人 動物 鳥